



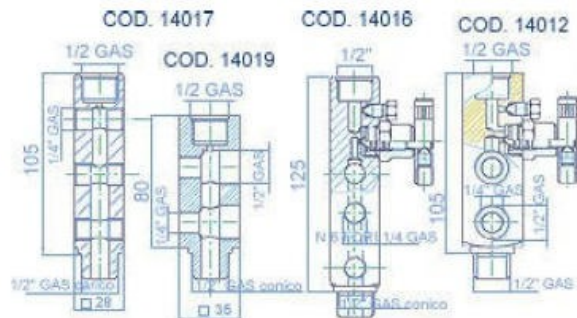
Soluzioni e servizi che fanno del tuo business un successo
Solutions and services that make your business successful

VALVOLE A SPILLO
NEEDLE VALVES

Colonnine per presa impulsi / Manifold for pneumatic connection



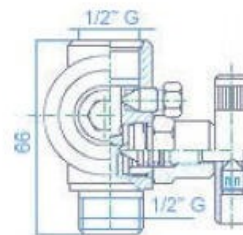
PRESS. MASS. DI ESERCIZIO MAX WORKING PRESSURE	100 BAR
MATERIALE / MATERIAL	
CORPO / BODY	ACCIAIO / STEEL



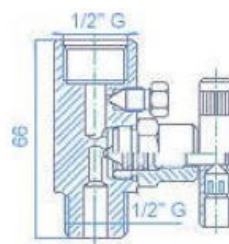
Valvole porta manometro / Valves for pressure gauge



CODICE 14026

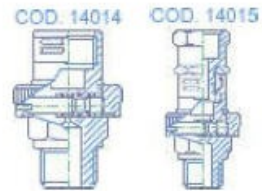


CODICE 14025

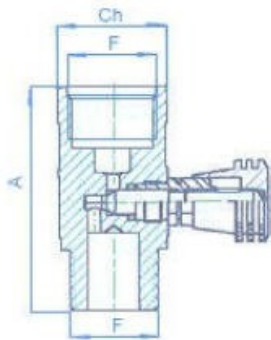


PRESS MASS. DI ESERCIZIO MAX WORKING PRESSURE	100 BAR	MATERIALE / MATERIAL	
		CORPO / BODY	ACCIAIO / STEEL

Valvola per manometro a spillo-pulsante-rotazione / Valves for pressure gauge needle-button-rotation



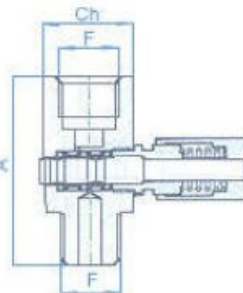
Pressione mass. di esercizio = 25 Bar Max operating pressure = 25 Bar	
connessioni / connection	corpo / body
G1/2	acciaio / steel



**VALVOLA
PORTA MAM. A SPILLO**

Pressione mass.
di esercizio = 100 Bar
Max operating pressure = 100 Bar

F	A	Ch	Corpo	Codice
G1/4	43	20	Acciaio	14030
G1/2	50	26	Acciaio	14032



**VALVOLA
PORTA MAM. A
PULSANTE**

Pressione mass.
di esercizio = 25 Bar
Max operating pressure = 25 Bar

F	A	Ch	Corpo	Codice
G1/4	43	20	Acciaio	14001
G1/2	50	26	Acciaio	14005